

**KHSAA TITLE IX
ANNUAL REPORT SUBMISSION
STATUS REPORT
2006-2007**

KHSAA
Form T65 Revised 8/05

TO: KHSAA Member School Superintendents, Principals, and Athletic Directors

FROM: Brigid L. DeVries, Commissioner
Larry Boucher, Assistant Commissioner

DATE: 5/4/2007

School	Central High School	Reviewed by	Phyllis Catlett
--------	---------------------	-------------	-----------------

The following is a status report regarding the required 2006 - 2007 Title IX Annual Report submission of forms due into the KHSAA office by April 15, 2007: Appropriate KHSAA Audit Team personnel have reviewed these forms and the following is a summary of this review.

I. Checklist of Forms properly submitted in a satisfactory manner:

<input checked="" type="checkbox"/>	GE 19 (Annual Verification)	<input checked="" type="checkbox"/>	T-35 (Budget Expenses)
<input checked="" type="checkbox"/>	T-1 (Summary Program Chart 1)	<input checked="" type="checkbox"/>	T-36 (Budget Expenses)
<input checked="" type="checkbox"/>	T-2 (Summary Program Chart 2)	<input checked="" type="checkbox"/>	T-41 (Checklist – Overall Interscholastic Program)
<input checked="" type="checkbox"/>	T-3 (Summary Program Chart 3)	<input checked="" type="checkbox"/>	T-60 (Corrective Action Plan)
<input checked="" type="checkbox"/>	T-4 (Summary Program Chart 4)	NA	T-63 (Interscholastic Survey Results)

II. Status

A.	<input checked="" type="checkbox"/>	2006– 2007 Forms are satisfactory and no further information or action is necessary at this time.
B.		Errors have been noted with respect to the following forms:
C.		The following forms were omitted and must be submitted by school representatives:
D.	<input checked="" type="checkbox"/>	Other Recommendation and Comments: The school has identified three areas in the benefits category where the boys have an advantage. The school has addressed one advantage on the Corrective Action Plan. The other two were addressed by a written explanation. It might be in the best interest of all for the committee to study the advantage boys have in travel since it involves meals and Winter or Spring break trips. Good policies and procedures regarding uniform purchases is also helpful when dealing with the purchase of uniforms for all sports.



KENTUCKY HIGH SCHOOL ATHLETIC ASSOCIATION
2006-2007 ANNUAL VERIFICATION OF TITLE IX PROCEDURES
 (To be submitted by April 15, 2007 along with other required forms)

KHSAA Form GE19
Rev. 10/06

The Central High School, Louisville, Kentucky
 (Name of High School) (City)

certifies to the Kentucky High School Athletic Association that the following is an accurate and true representation of the facts surrounding compliance with 20 U.S.C. Sections 1681-1688, et. Seq. (also known as Title IX)

I certify the following provisions in accordance with records at the school contained in the permanent Title IX file, at least one copy of which must be maintained in the Principal's office, and to the best of my knowledge have completed the following tasks (All boxes must be checked).

- Established a gender equity committee at the high school. (list committee personnel and provide attachment if necessary)

Name	Address	Phone	Title
(Supt., Principal, Student, Parent, Coach, Etc.)			

Che Founder	2103 Dumesnil St. Louisville, KY. 40210	(502)778-2653	Teacher/Coach
Ellen Niehof	3225 Radiane Road Louisville, KY. 40220	(502) 693-7676	Teacher/Coach
Doug Bibby	7902 Stonemeadow Drive Louisville, KY. 40218	(502) 599-9081	Teacher/Coach
Michael Daniels	2725 Lindsay Avenue Louisville, KY. 40206	(502) 896-1829	Teacher
Sarah Fox	6206 Darrell Court Louisville, KY. 40216	(502) 742-8522	Teacher
Mark Mennen	208 Travois Road Louisville, KY. 40207	(502)741-0332	Teacher
Yvonne Fisher	2327 West Hill Street Louisville, KY. 40210	(502) 724-2134	
Audriann Jones	1702 Lang Court Louisville, KY. 40211	(502) 384-8265	<i>Student</i>

- Scheduled a minimum of three meetings during the 2006-2007 school year on the following dates:
 February 26, 2007
 March 12, 2007 ✓
 April 2, 2007

- Designated the following person(s) as the Title IX coordinator for the school:

Marlon Miller	Athletic Director	5411 Galaxie Drive	Louisville, KY 40258	(502) 448-5864
Name	Title	Address		Phone

- Designated the following person(s) as the Title IX coordinator for the district:

Cheryl Walker Vanhoose (502) 485-3011

Name	Title	Address	Phone
------	-------	---------	-------

- School personnel are continuing to make periodic reviews of the boys' and girls' athletics program reflected in the Corrective Action Plan.

- In addition to the above information, the above referenced school maintains a complete permanent file relative to Title IX records including copies of the self-assessment audit, all corrective action plans, and other related materials.

Daniel W. Hers March 6, 2007
 Principal's Signature Date

Stephen ... *Joseph ...*
 Superintendent Signature School Board Chairpersons Signature

2006-2007
ACCOMMODATION OF INTERESTS AND ABILITIES
SUMMARY PROGRAM CHART 1

KHSAA
 Form T1
 Rev.10/06

Participation Opportunities Test One

		(Column 1)	(Column 2)	(Column 3)	(Column 4)
	Program	Enrollment	Percentage of Total Enrollment	Number of Interscholastic Participants (double and triple count)	Percentage of Total Participation
Row 1	GIRLS	607	65%	135	35%
Row 2	BOYS	325	35%	255	65%
Row 3	Totals	932	100%	390	100%


Instructions:

*Number of 8th grade students & below used in Column 3 and Column 4 calculation applicable: _____ N/A _____

- Determine the total number of girls enrolled, (place in Row 1, Column 1). Determine the total number of boys enrolled, (place in Row 2, Column 1).
- Add the total number of girls and boys enrolled to determine total enrollment. (place in Row 3, Column 1).
- Calculate the percentage of total enrollment that is female. (Divide Row 1, Column 1 by Row 3, Column 1 and place in Row 1, Column 2.) Calculate the percentage of total enrollment that is male. (Divide Row 2, Column 1 by Row 3, Column 1 and place in Row 2, Column 2.) Note: Row 1, Column 2 plus Row 2, Column 2 should total 100%.
- Ask the head coaches to review the most updated eligibility or squad lists for their teams. Ask coaches to confirm the names of those individuals who are on the team as of the first **date of regular season competition**, and cross out the names of those who were cut from the team or quit the team prior to the first regular season competitive event. Determine the total number of interscholastic athletics participants that are girls, (and place in Row 1, Column 3). In order to determine the total number of athletics participants, an individual should be counted each time he or she participates on a team. For example, if Jane Doe competes on the varsity volleyball team, the junior varsity volleyball team, the junior varsity basketball team, and the varsity softball team, she should be counted as four participants (**do not include club or intramural sports participants, cheerleaders, dance teams, or pom squads**). Calculate the same way for boys and girls. * In addition, should 8th grade students and below play on a Freshman, Junior Varsity, or Varsity team, they should also be counted for each team and sport on which they participate. If applicable, please asterisk the above notation as to how many 8th grade students & below are included in the totals.

Using the same procedure, determine the total number of interscholastic athletic participants that are boys, (and place in Row 2, Column 3). Add Row 1, Column 3 plus Row 2, Column 3 to get total participants and place in Row 3, Column 3.
- Calculate the percentage of female participation. (Row 1, Column 3 divided by Row 3, Column 3 and place in Row 1, Column 4.) Calculate the percentage of male participation. (Row 2, Column 3 divided by Row 3, Column 3 and place in Row 2, Column 4.) Note: Row 1, Column 4 plus Row 2, Column 4 should total 100%.

Note: While being within three percent is not a formal compliance standard; if the percent listed in Row 1, Column 4 is within 3% of Row 1, Column 2, then it provides a good target within which compliance is likely.

Principal's Signature:  Date: 4/5/07

2006-2007

**ACCOMMODATION OF INTERESTS AND ABILITIES
SUMMARY PROGRAM CHART 2**


KHSAA
Form T2
Rev. 10/06

Participation Opportunities Test Two

			Column 1	Column 2	Column 3	Column 4	Column 5
Program			Number of Teams Currently Offered	Number of Participants	Number of Teams Added Since the beginning of the 2002-2003 School Year	Number of Participants Added Since the beginning of the 2002-2003 School Year	Percent of Total Participation By Sex Added Since the beginning of the 2002-2003 School Year
GIRLS	Row 1	varsity:	7	105	2	30	
	Row 2	j.v.:	2	24	1	25	
	Row 3	frosh:	1	6	1	6	
	Row 4	total:	10	135	4	61	45%
BOYS	Row 5	varsity:	8	180	0	0	
	Row 6	j.v.:	2	40	1	8	
	Row 7	frosh:	2	35	1	25	
	Row 8	total:	12	255	2	33	13%

- 1) For Column 1, list the number of interscholastic teams offered for girls and boys at each competitive level (varsity, junior varsity, and freshman). For girls, total each of the entries in Rows 1, 2, and 3 into Row 4. For boys, total Rows 5, 6, and 7 into Row 8.
- 2) For Column 2, list the number of participants at each level. For girls, total each of the entries in Rows 1, 2, and 3 into Row 4. For boys, total Rows 5, 6, and 7 into Row 8. **Note:** The totals in Row 4 for girls and in Row 8 for boys must be the same as the totals in Form T-1, Column 3, Rows 1 and 2 respectively.
- 3) For Column 3, list the number of interscholastic teams that have been added in the last five years at each competitive level. Count each team added during the 5 year period only one time. e.g. Girl's junior varsity soccer was added 3 years ago, count the team only once, not 3 times. For girls, total the entries in Rows 1, 2, and 3 into Row 4. For boys, total Rows 5, 6, and 7 into Row 8.
- 4) For Column 4, list the number of participants that are currently on each level of the teams that were added in the last five years. If a team was added previously but no longer exists, there are no current participants to be added for that team. For girls, total the entries in Rows 1, 2, and 3 into Row 4. For boys, total Rows 5, 6, and 7 into Row 8.
- 5) For Column 5, calculate the percentage of participants that have been added in the last five years. For girls, take the number in Column 4, Row 4 and divide by the number in Column 2, Row 4. For boys, take the number in Column 4, Row 8 and divide it by the number in Column 2, Row 8.

Note: If the percentage of current participants added in the last five years is 25% or greater, compliance with Test Two may be possible. If less than 25%, then compliance with Test Three should be analyzed. **CAUTION:** 25% is not a formal compliance standard.

Principal's Signature:  Date: 4/5/07

OK ✓

2006-2007
ACCOMMODATION OF INTERESTS AND ABILITIES
SUMMARY PROGRAM CHART 3

Participation Opportunities Test Three

FOR ANY QUESTION ANSWERED "YES" IDENTIFY THE RESPECTIVE SPORT(S).

	GIRLS (Yes / No)		BOYS (Yes / No)
1. For a sport <u>not</u> currently offered, is there sufficient interest, based on your most recent Student Interest Survey, to form a viable interscholastic team based on student responses from the interscholastic survey? If yes, what sport?	No		No
2. For a sport currently offered at the varsity level only, is there sufficient interest, based on your most recent Student Interest Survey, to form a viable team for a junior varsity or freshman team that is not currently offered?	No		No
3. For a sport <u>not</u> currently offered in your interscholastic athletics program, is there sufficient interest to form a viable interscholastic team based on participation on an intramural team or community recreation teams?	No		No
4. For a sport currently offered at the junior varsity or freshman level is there sufficient interest, based on your most recent Student Interest Survey, to form a varsity team not currently offered?	No		No
5. If you answered YES to question (1), (2), (3), or (4), are there enough high schools in your geographic area offering the sport (at the appropriate level) to allow for the development of a reasonable schedule of competition?	N/A		N/A

Principal's Signature: David W. [Signature] Date: 4/5/07

2006-2007
ACCOMODATION OF INTERESTS AND ABILITIES
SUMMARY PROGRAM CHART 4

Levels of Competition Test One

		Column 1	Column 2	Column 3
Girls	Team Levels	Number of Teams Currently Offered	Number of Participants	Percentage of Participants at Each Level
Row 1	varsity:	7	105	78%
Row 2	j.v.:	2	24	18%
Row 3	frosh:	1	6	4%
Row 4	total:		135	100%
Boys				
Row 5	varsity:	8	180	71%
Row 6	j.v.:	2	40	16%
Row 7	frosh:	2	35	13%
Row 8	total:		255	100%

- 1) Column 1, list the number of interscholastic teams offered for girls and boys at each competitive level; varsity, junior varsity, and freshman. (Refer to Form T-2, Accommodation of Interests and Abilities, Summary Program Chart 2, Column 1.)
- 2) For Column 2, list the number of participants at each level. For girls, total the entries in Rows 1, 2, and 3 into Row 4. For boys, total the entries in Rows 5, 6, and 7 into Row 8. (Refer to Form T-2, Accommodation of Interests and Abilities, Summary Program Chart 2, Column 2.)
- 3) For Column 3, calculate the percentage of female and male participants at each level.
For girls' varsity, junior varsity, and frosh, respectively:
 - Divide Column 2, Row 1 by Column 2, Row 4, and place the percentage in Column 3, Row 1.
 - Divide Column 2, Row 2 by Column 2, Row 4, and place the percentage in Column 3, Row 2.
 - Divide Column 2, Row 3 by Column 2, Row 4, and place the percentage in Column 3, Row 3.
 -
 For boys' varsity, junior varsity, and frosh, respectively:
 - Divide Column 2, Row 5 by Column 2, Row 8, and place the percentage in Column 3, Row 5.
 - Divide Column 2, Row 6 by Column 2, Row 8, and place the percentage in Column 3, Row 6.
 - Divide Column 2, Row 7 by Column 2, Row 8, and place the percentage in Column 3, Row 7.

Principal's Signature: _____

Date: _____

**2006-2007
ACTUAL EXPENDITURES - PROGRAM COMPARISON CHART I
TO INCLUDE BOOSTER CLUB FUNDING**

	equipment and supplies		travel		awards		coaches' salaries (to include supplemental and extended employment; dollar amount required)			facilities improvements		publications (if sport-specific)	
	Expenditures		Expenditures		Expenditures		Expenditures		Expenditures		Expenditures		
	School	Booster	School	Booster	School	Booster	School	# of Coaches	School	Booster	School	Booster	
G basketball	\$3500.00	0	\$1600.00	0	\$200.00	0	\$9070.00	4	0	0	0	0	
B basketball	\$5500.00	0	\$1100.00	0	\$200.00	0	\$12,868	4	0	0	0	0	
G softball	\$4900.00	0	\$860	0	\$200.00	0	\$3697.00	2	0	0	0	0	
B baseball	\$1910.00	0	\$1200.00	0	\$200.00	0	\$2177.00	1	0	0	0	0	
G cross country	\$1000.00	0	\$250.00	0	\$200.00	0	\$1814.00	1	0	0	0	0	
B cross country	\$400.00	0	\$250.00	0	\$200.00	0	\$2101.00	1	0	0	0	0	
G golf	N/A	N/A	N/A	N/A	N/A	N/A	N/A	N/A	N/A	N/A	N/A	N/A	
B golf	N/A	N/A	N/A	N/A	N/A	N/A	N/A	N/A	N/A	N/A	N/A	N/A	
G soccer	\$1600.00	0	\$300.00	0	\$200.00	0	\$2902.00	2	0	0	0	0	
B soccer	\$800.00	0	\$300.00	0	\$200.00	0	\$2902.00	2	0	0	0	0	
G swimming	\$400.00	0	\$200.00	0	\$100.00	0	\$2131.00	1	0	0	0	0	
B swimming	\$100.00	0	\$100.00	0	\$75.00	0	\$1065.00	1	0	0	0	0	

1. Total expenditures on T-35 and T-36 on the 2006-2007 year report due by April 15, 2007, should reflect the total monies spent (rounded off to nearest hundred) for the entire school year of 2005-2006 ending June 30, 2006.
 2. Booster Club Funding/Contributions must be included in the above expenditures total. (Note: It is illegal for coaches to be paid by Booster Clubs Reference KHSAA Bylaw 27)

Principal's Signature:  Date: 

**2006-2007
ACTUAL EXPENDITURES - PROGRAM COMPARISON CHART 2
TO INCLUDE BOOSTER CLUB FUNDING**

	equipment and supplies		travel		awards		coaches' salaries (to include supplemental and extended employment; dollar amount required)		facilities improvements		publications (if sport-specific)	
	Expenditures		Expenditures		Expenditures		Expenditures		Expenditures		Expenditures	
	School	Booster	School	Booster	School	Booster	School	# of Coaches	School	Booster	School	Booster
G track	\$2200.00	0	\$800.00	0	\$200.00	0	\$5306.00	2	\$600.00	0	0	0
B track	\$3000.00	0	\$800.00	0	\$200.00	0	\$3436.00	2	0	0	0	0
G tennis	N/A	N/A	N/A	N/A	N/A	N/A	N/A	N/A	N/A	N/A	N/A	N/A
B tennis	N/A	N/A	N/A	N/A	N/A	N/A	N/A	N/A	N/A	N/A	N/A	N/A
G volleyball	\$1275.00	0	\$700.00	0	\$200.00	0	\$5328.00	2	0	0	0	0
B wrestling	\$1500.00	0	\$1100.00	0	\$200.00	0	\$4648.00	2	0	0	0	0
G (list sport)	N/A	N/A	N/A	N/A	N/A	N/A	N/A	N/A	N/A	N/A	N/A	N/A
B football	\$5600.00	0	\$2000.00	0	\$500.00	0	\$21,367	6	0	0	0	0
G (list sport)	N/A	N/A	N/A	N/A	N/A	N/A	N/A	N/A	N/A	N/A	N/A	N/A
B (list sport)	N/A	N/A	N/A	N/A	N/A	N/A	N/A	N/A	N/A	N/A	N/A	N/A

1. Total expenditures on T-35 and T-36 on the 2006-2007 year report due by April 15, 2007, should reflect the total monies spent (rounded off to nearest hundred) for the entire school year of 2005-2006 ending June 30, 2006.

2. Booster Club Funding/Contributions must be included in the above expenditures totals.

Indicate percentage of total expenditures for each gender: (If disparities are obvious, list on your Corrective Action Plan (T-60) what action you will take to correct the problem).

Gender	Expenditures	Percentage
Boys	\$18810.00	56%
Girls	\$14875.00	44%
Total:	\$33685.00	100%

7374 - BK
110 + BALK

[Handwritten Signature]

Principal's Signature:

Copyright 1999, Good Sports, Inc., Title IX and Gender Equity Specialists. All rights reserved.

Date: 4/6/07

Explanation of Expenditures

A. Travel

The expenditures incurred by the athletic department were unequal because during football a total of 3 buses (2-football and 1 cheerleader) were utilized for the games. Also in football during the playoffs the team has to travel further resulting in greater travel expenses.

B. Coaches Salaries

Coaching salaries are the direct result of experience in coaching staffs. For example, the football and boys basketball coaching staffs have all been coaching the maximum number of years. This results in those coaches receiving the maximum amount of pay in their sport. The coaches of the girls' basketball program have not been coaching as long and do not receive the same amount of pay.

EXTRA SERVICE PAY SCHEDULE 2006-07

ATHLETIC AND RELATED ACTIVITIES IN SENIOR HIGH SCHOOLS

TITLE		STEP 0	STEP 1	STEP 2	STEP 3	STEP 4
Athletic Director		4353	5034	5714	6394	7074
Head Football		3628	4195	4762	5329	5895
Head Basketball (1)		3628	4195	4762	5329	5895
Asst. Football		2177	2517	2857	3197	3537
JV Basketball (1)		2177	2517	2857	3197	3537
Track (1)		2177	2517	2857	3197	3537
Baseball		2177	2517	2857	3197	3537
Softball		2177	2517	2857	3197	3537
Wrestling		2177	2517	2857	3197	3537
Volleyball		2177	2517	2857	3197	3537
Cheerleaders		2177	2517	2857	3197	3537
JROTC Rifle Team		2177	2517	2857	3197	3537
Sch Tech Coordinator		2177	2517	2857	3197	3537
Drill Corps		1814	2101	2381	2664	2948
Cross Country (1)		1814	2101	2381	2664	2948
Field Hockey		1814	2101	2381	2664	2948
Soccer (1)		1814	2101	2381	2664	2948
Tennis (1)		1814	2101	2381	2664	2948
JV Volleyball		1451	1678	1905	2131	2358
Golf (1)		1451	1678	1905	2131	2358
Swimming		1451	1678	1905	2131	2358
Chess Sponsor		1451	1678	1905	2131	2358
ROTC Drill Team		1451	1678	1905	2131	2358
Asst. Wrestling (2)	26	1451	1678	1905	2131	2358
Asst. Field Hockey (2)	JV SCH	1451	1678	1905	2131	2358
Asst. Track (1)(2)	32	1088	1259	1428	1598	1769
Asst. Soccer (1)(2)	JV SCH	1088	1259	1428	1598	1769
Freshman Basketball (1)		1088	1259	1428	1598	1769
Freshman Football		1088	1259	1428	1598	1769

ASSISTANT ATHLETIC DIRECTOR'S (GAME MANAGERS)

TITLE		STEP 0	STEP 1	STEP 2	STEP 3	STEP 4
Assistant Athletic Director		1700	2000	2300	2600	3000

Schools will be required to pay the listed Board approved scale. However, step progression **is not** mandatory.

SCHOOL FUNDED SPORT/SUPPORT POSITIONS

TITLE		STEP 0	STEP 1	STEP 2	STEP 3	STEP 4
SCHOOL FUNDED SPORT/SUPPORT		200	500	800	1100	1400

Schools will be required to pay the listed Board approved scale. However, step progression **is not** mandatory.

2006-2007 KHSAA TITLE IX ATHLETICS AUDIT

KHSAA
Form T41
Rev. 10/06

Checklist - Overall Interscholastic Athletics Program

DIRECTIONS:

For the Areas of Compliance (Opportunities and Benefits) listed on the left hand side of the page, place a checkmark under the appropriate column identifying whether your school provided an advantage to the Girls' Program, or to the Boys' Program or to Neither Program.

Areas of Compliance:	ADVANTAGE TO:		
	GIRLS' PROGRAM	BOYS' PROGRAM	NEITHER PROGRAM
OPPORTUNITIES			
Accommodation of Interest and Abilities			X
BENEFITS			
Equipment and Supplies		X <i>Volunteers</i>	
Scheduling of Games and Practice Time		<i>Additional for boys' practice</i>	X
Travel and Per Diem Allowances		X <i>see attached</i>	
Coaching		X	
Locker Rooms, Practice and Competitive Facilities			X
Medical and Training Facilities and Services			X
Publicity			X
Support Services			X
Athletic Scholarships			X
Tutoring			X
Housing and Dining Facilities and Services			X
Recruitment of Student Athletes			X

Principal's Signature: _____

Date: _____

2006-2007
TITLE IX

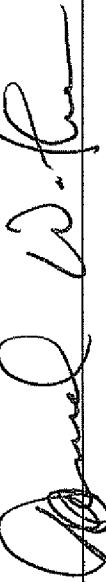
CORRECTIVE ACTION PLAN

SCHOOL NAME
Central High School

DIRECTIONS:

1. For Column 1, indicate the intended area (Opportunities or Benefits) which needs corrective action in order to achieve gender equity. For Column 2, write the suggested change or activities that will correct the area in need of alteration. For Column 3, include the estimated completion date for the changes or activities.
2. It is possible to attain compliance with Title IX and no longer need "corrective" action. However, the KHSAA strongly encourages compliant schools to identify items for improvement (Column 1), activities to accomplish the improvement (Column 2) and a timetable for completion (Column 3) that will strengthen the athletic program.
3. You may copy this form as needed. Please attach corrective action plans along with audit forms and submit by April 15, 2007.

COLUMN 1	COLUMN 2	COLUMN 3
ITEM FOR CORRECTION/ IMPROVEMENT	SUGGESTED CHANGE/ ACTIVITIES	TIME TABLE FOR CORRECTIVE ACTION/ COMPLETION
Girls Basketball Locker room	Install 20 new wooden lockers and replace existing carpet	Summer of 2007
Softball field	Paint pressbox and dugouts. Install a fence around the field.	Spring of 2008
Replace softball uniforms	New softball uniforms	Spring of 2008
Replace girls freshman and junior varsity uniforms	New girls basketball uniforms	Winter of 2007

Principal's Signature:  Date: 